


How to access Google Classroom from a device with your @baec.ac.uk account

To set up Google Classroom on a mobile phone or tablet, go to your Play Store or iStore:



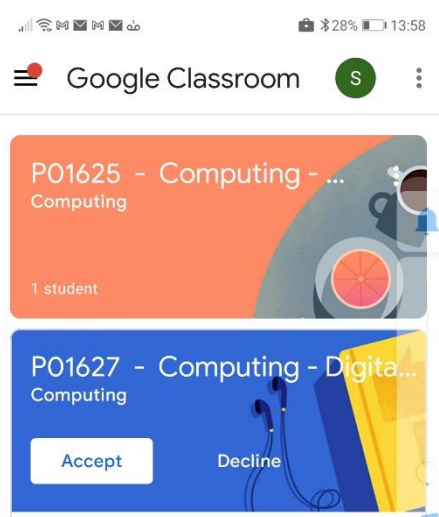
Search for and download/install the Google Classroom App, this is free.



Google Classroom

Once installed, launch the app and sign in to your BAEC account using your student account and password set up by the college. The email address should be something like: stu.123@baec.ac.uk

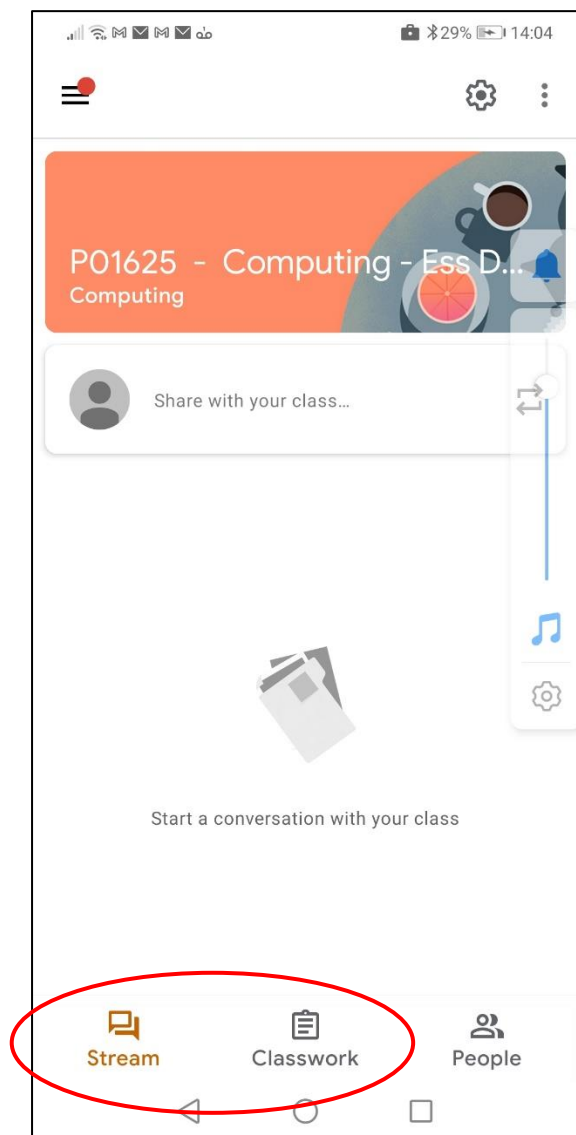
When you are signed in, you will see the class(s) you have been invited to by your tutor. Click Accept to join the class.



Here are the steps to join a Google Classroom on your iPhone or android
Sign in for the first time

1. Tap **Classroom**
2. Tap **Get Started**
3. Tap **Add Account**
4. **Enter** the email address for your Classroom account and tap Next
5. **Enter** your password and tap Next
6. If there is a Welcome message, read it and tap Accept
7. Tap I'm a Student

Once into your class, you will see a screen with 3 buttons across the bottom: **Stream**, **Classwork** and **People**



- Your tutor will add messages in the **Stream**. You can make comments on the stream which your tutor and classmates will see
- Go to **Classwork** for course notes, materials and homework assignments.

Trouble shooting device issues and more information

General issues when accessing the Classroom on your device:

<https://support.google.com/edu/classroom/answer/6315899?co=GENIE.Platform%3DiOS&hl=en>

How to sign into Classroom: <https://support.google.com/edu/classroom/answer/6072460>

Get the Classroom App: <https://support.google.com/edu/classroom/answer/6118412>

How to change your language in the Classroom: <https://support.google.com/accounts/answer/32047>

Turn in an assignment: <https://support.google.com/edu/classroom/answer/6020285#mycopy>



Work with a Doc assigned to you:

https://support.google.com/edu/classroom/answer/9073815?hl=en&ref_topic=9050121